

Intelligent Addressable Standard Base



UCAB300 - Intelligent Addressable Standard Base

Overview

The UL intelligent addressable standard base (UCAB300) has been designed for flexibility, simplicity and speed of installation.

The (UCAB300) is compatible with the Cooper UL Listed range of intelligent addressable sensors and fire systems.

The UL intelligent addressable standard base host a range of intuitive features and incorporates a purpose designed shorting link to ensure wiring continuity if a sensor is removed.

The (UCAB300) is designed to provide separate connection terminals for loop in and loop out cables up to 2.5mm² together with a dedicated earth drain wire connection on the base.

This device also has a retaining clip to provide positive feedback when the sensor is correctly fitted and a retaining clip can be replaced with locking device (supplied with base) to prevent unauthorised sensor removal.

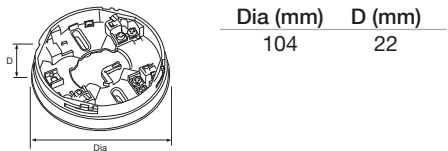
Features

- Integral sensor shorting link
- Separate loop in and loop out terminals
- Dedicated earth terminal
- Stand off fixing feature
- Accepts side entry cables
- Selectable sensor locking feature

Benefits

- Quick and simple to install
- Common mounting base for Cooper UL intelligent addressable sensors
- Positive "lock" indication
- multiple cable entry points
- Easy to maintain/service

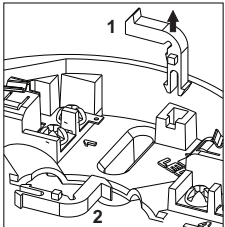
Dimensions



Utilising Locking Tab

Mounting base includes an optional feature to prevent the removal of the detector without the use of a tool.

- 1. Remove the positive "lock" indication module (1).
- 2. Insert the locking module that is located at the centre of the base as shown (2).



Mount the sensor onto the base and rotate fully clockwise until it finally clicks.

The sensor is now locked into position. Remove by utilising a suitable tool (eg a thin screwdriver) into the hole in the sensor cover. Gently push the tool into the sensor and rotate anticlockwise.

Warning!

Do not use high voltage testers when detectors or control panel are connected to the system.

Technical Specification

Code	UCAB300
Description	Standard Base
Physical	
Construction	PC/ABS
Colour	White
Dimensions (Dia x D)	104mm x 22mm
Compatibility	
Suitable for use with	Cooper UL Fire Systems

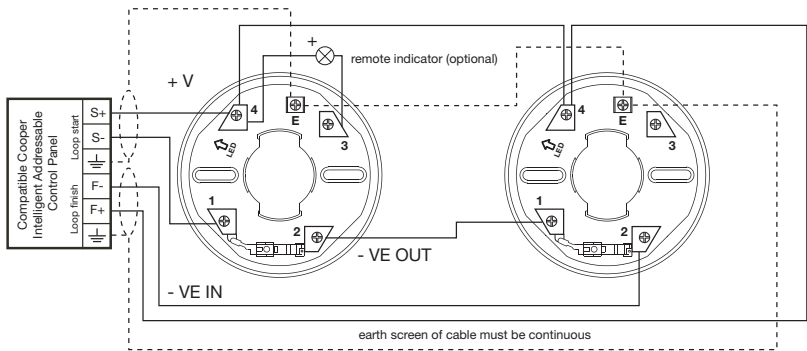
Installation

- 1. Separate terminals are provided for loop in and loop out connections.
- 2. Each terminal can accept up to 2 x 2.5mm cables.
- 3. Base incorporates a substantial cable entry aperture in the rear of the base.
- 4. Breakouts are provided to enable the sensor base to sit neatly over surface run cables and then enter via the rear entry aperture.
- 5. The base incorporates a stand off feature to help prevent distortion when mounted on an uneven surface.
- 6. Fixings are suitable for standard BESA box or direct fixing to a suitable surface.

If difficulty is experienced when mounting the detector, this may be due to the following:

- Wiring causing an obstruction - move or shorten wires.
- The base is tolerant to uneven mounting surfaces, a very uneven surface may cause the base to deform when the mounting screws are tightened down - loosen screws to reduce this or reposition the base.

Standard Connection



WARNING:
If using the outer connection on terminal 2, ensure the operation of the switch is not impeded and that there are no shorts between terminal 2 and the switch contact.

Product Codes

Code	Description
UCAB300	Intelligent Addressable Standard Base
CIR301	Remote Indicator