


## Zone Monitor Unit



ULCZMU352 - Zone Monitor Unit

### Overview

An extensive range of interfaces are available to support the Cooper range of UL intelligent addressable control panels, providing solutions for most design requirements.

The UL zone monitor unit (ULCZMU352) permits the connect of a zone of the Cooper UL conventional detectors and pull stations (if required) to the Cooper intelligent addressable system.

Housed in a IP65 rated box the (ULCZMU352) provides a cost effective means of utilizing the wiring of a pre existing conventional zone, enabling system designer to provide fire detection in a pre existing area without affecting the building aesthetics.

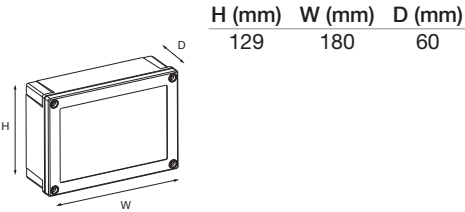
### Features

- Monitors a zone of UL approved compatible conventional detectors
- Monitors a zone of UL approved compatible pull stations
- Only takes a single address
- Input monitored for open, short circuits and ground trouble
- Integral short circuit isolator

### Benefits

- Quick and simple to install
- No hard addressing required (Plug and play)
- Easy to expand a system using existing wiring

Dimensions



Technical Specification

Code	ULCZMU352
Description	Zone Monitor Unit
Standards	UL864 9 <sup>th</sup> edition
Signalling Line Circuit (Style 7, Class A, Supervised, Power Limited)	
Load Current (min/max)	2.8mA to 8.0mA
Supply Voltage	24V dc
Detector Zone (Style C, Class B, Supervised, Power Limited)	
Voltage	21V dc to 26V dc, 22.9V dc (nom)
Current (Alarm)	17mA to 40mA
Line Impedance	2.5Ω (max)
End of Line Resistance	5K1Ω
Fire Input Trigger	680Ω
Compatible Detectors	UPCD-2W, UCPT-2W, UCHRI, UCHT any combination thereof
Compatibility Identifier	ULCV1
Pull Station Zone (Style C, Class B, Supervised, Power Limited)	
Voltage	8.4Vpp (pulsed every 1 sec)
Current	1.2mA
Trigger Resistor	680Ω
End of Line Resistor	6.8kΩ
Line Impedance	16Ω
Environmental	
Operating Temperature	0°C to 49°C
Humidity (Non Condensing)	0 to 93 %RH
Physical	
Dimensions (H x W x D)	180mm x 129mm x 60mm
Weight	0.28kg
Ingress Protection	IP65
Compatibility	
Suitable for use with	Cooper UL Fire Systems

Notes:

No hard addressing of the interface is required. (See control panel operation for details).

Installation

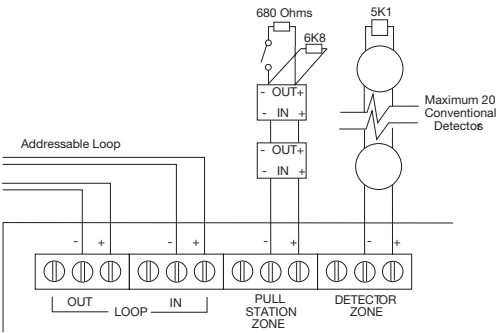
1. Separate the two halves of the unit.
2. Drill out (or knock out) the required cable entries in the surface mounting back-box.
3. Fit the back-box in position and pass the wires into it.
4. Connect the unit according to the standard connection diagram supplied with the unit.

Operation

**Pull Station Zone:**  
Normal Standby / Alarm / NAC Silenced / Alarm / Reset / Trouble /Supervisory / Drill

**Detector Zone:**  
Normal Standby / Alarm / Trouble

Standard Connections



- Note:**
1. This unit can only be used with the Cooper UL detector base (ULCB2E) and compatible Cooper UL detectors.
  2. The end of line resistor must always be fitted, even if the spur is unused. Installer / service engineer must ensure it is fitted.
  3. Detector zone end of line device is 5k1 (supplied).
  4. Pull station zone end of line device is 6k8 (supplied).
  5. Compatibility identifier ULCV1.

Product Codes

Code	Description
ULCZMU352	Zone Monitor Unit